

LENOVA®

DESIGN INSPIRED BY FUNCTION

Celebrating
10
YEARS~2008-2018

Introducing Our Newest Inspiration!



STYLISH & FUNCTIONAL VANITIES TO FIT EVERY DECOR ~ **2018 CATALOG**



VC-S01-2DR-30BK
Black ~ 30 x 22 x 32 1/2

OPTIONAL BRIDGE AVAILABLE



VC-S01-DB12-BK
Black ~ 12 x 12 x 24



VC-S01-DB12-WH
White ~ 12 x 12 x 24



VC-S01-2DR-36WH
White ~ 36 x 22 x 32 1/2



VC-S01-2DR-36BK
Black ~ 36 x 22 x 32 1/2

URBAN BATHROOM VANITY COLLECTION
VC-S01

Mutiple vanity top options available. Please visit www.lenovasinks.com for available colors and styles.

Adjustable soft close solid wood drawers, slides and hinges.

Medicine cabinets, mirrors and faucets on page 11

Please go to www.lenovasinks.com for the vanity top selector and accessory options.



VC-S01-2DR-24WH
White ~ 24 x 22 x 32 1/2



VC-S01-2DR-24BK
Black ~ 24 x 22 x 32 1/2



VC-S01-2DR-30WH
White ~ 30 x 22 x 32 1/2



VC-S02-2D1DR-30WH
White
30 x 22 x 33



VC-S02-2D6DR-48GR
Gray
48 x 22 x 33



VC-S02-2D1DR-30GR
Gray
30 x 22 x 33



VC-S02-4D5DR-60WH
White
60 x 22 x 33



VC-S02-2D3DR-36WH
White
36 x 22 x 33



VC-S02-2D6DR-48WH
White
48 x 22 x 33



VC-S02-2D3DR-36GR
Gray
36 x 22 x 33



VC-S02-4D5DR-60GR
Gray
60 x 22 x 33

TRADITIONAL BATHROOM VANITY COLLECTION

VC-S02


Mutiple vanity top options available. Please visit www.lenovasinks.com for available colors and styles.

Adjustable soft close solid wood drawers, slides and hinges.

Medicine cabinets, mirrors and faucets on page 11

Please go to www.lenovasinks.com for the vanity top selector and accessory options.

VANITY COLOR CHOICES



White



Grly




Espresso



Black

VANITY TOP CHOICES




White Porcelain



Absolute Black Granite



White Marble



White Calacatta Quartz



Pure Gray Quartz



VC-S03-2DR-24WH
White ~ 24 x 22 x 33




V-S03-2DR-30WH
White ~ 30 x 22 x 33



V-S03-2DR-36WH
White ~ 36 x 22 x 33

VANITY COLOR CHOICES



White



Grly



Espresso



Black

VANITY TOP CHOICES



White Porcelain



Absolute
Black Granite



White Marble



White
Calacatta Quartz



Pure
Gray Quartz

**COLONIAL BATHROOM
VANITY COLLECTION
VC-S03**

Mutiple vanity top options available.
Please visit www.lenovasinks.com for
available colors and styles.

Adjustable soft close solid wood
drawers, slides and hinges.

Medicine cabinets, mirrors and
faucets on page 11

Please go to www.lenovasinks.com for
the vanity top selector and accessory
options.



VC-S04-2D1DR-30WH
White
30 x 22 x 33



VC-S04-2D1DR-30ES
Espresso
30 x 22 x 33



VC-S04-2D3DR-36ES
Espresso
36 x 22 x 33



VC-S04-2D6DR-48WH
White ~ 48 x 22 x 33



VC-S04-2D3DR-36WH
White
36 x 22 x 33



VC-S04-2D6DR-48ES
Espresso
48 x 22 x 33

CLASSIC BATHROOM VANITY COLLECTION

VC-S04

Mutiple vanity top options available. Please visit www.lenovasinks.com for available colors and styles.

Adjustable soft close solid wood drawers, slides and hinges.

Medicine cabinets, mirrors and faucets on page 11

Please go to www.lenovasinks.com for the vanity top selector and accessory options.

**TRANSITIONAL BATHROOM
VANITY COLLECTION
VC-S05**

Multiple vanity top options available.
Please visit www.lenovasinks.com for
available colors and styles.

Adjustable soft close solid wood
drawers, slides and hinges.

Medicine cabinets, mirrors and
faucets on page 11

Please go to www.lenovasinks.com for
the vanity top selector and accessory
options.



VC-S05-2D8DR-43GR
Gray ~ 43 x 22 x 33



VC-S05-2D4DR-36WH
White ~ 36 x 22 x 33



VC-S05-2D4DR-36ES
Espresso ~ 36 x 22 x 33



VC-S05-2D4DR-36GR
Gray ~ 36 x 22 x 33



VC-S05-2D8DR-43ES
Espresso ~ 43 x 22 x 33



VC-S05-2D8DR-43WH
White ~ 43 x 22 x 33




VC-S05-2D8DR-48GR
Gray ~ 48 x 22 x 33



VC-S05-2D8DR-48ES
Espresso ~ 48 x 22 x 33



VC-S05-2D8DR-48WH
White ~ 48 x 22 x 33



CASUAL BATHROOM VANITY COLLECTION
VC-S06

Mutiple vanity top options available. Please visit www.lenovasinks.com for available colors and styles.

Adjustable soft close solid wood drawers, slides and hinges.

Medicine cabinets, mirrors and faucets on page 11

Please go to www.lenovasinks.com for the vanity top selector and accessory options.



VC-S06-2DR1S-36ES
 Espresso ~ 36 x 22 x 33



VC-S06-2DR1S-30WH
 White ~ 30 x 22 x 33



VC-S06-2DR1S-30ES
 Espresso ~ 30 x 22 x 33



VC-S06-2DR1S-36WH
 White ~ 36 x 22 x 33



VC-S06-2D4DR1S-48WH
 White ~ 48 x 22 x 33



VC-S06-2D4DR1S-48ES
 Espresso ~ 48 x 22 x 33



VC-S07-2D2DR-30ES
Espresso ~ 30 x 22 x 33



VC-S07-2D2DR-36WH
White ~ 36 x 22 x 33



VC-S07-2D2DR-36ES
Espresso ~ 36 x 22 x 33



CONTEMPORARY BATHROOM VANITY COLLECTION VC-S07

Multiple vanity top options available.
Please visit www.lenovasinks.com for
available colors and styles.

Adjustable soft close solid wood
drawers, slides and hinges.

Medicine cabinets, mirrors and
faucets on page 11

Please go to www.lenovasinks.com for
the vanity top selector and accessory
options.



VC-S07-2D2DR-30WH
White ~ 30 x 22 x 33

MODERN BATHROOM VANITY COLLECTION

VC-W1

Integrated Ceramic sink top with a soft matte finish.

Adjustable soft close solid wood drawers, slides and hinges.

Optional Stainless Steel Stands

Medicine cabinets, mirrors and faucets on page 11

Please go to www.lenovasinks.com for the vanity top selector and accessory options.



VANITY LEGS S-SS-WM1

Two per set. Can only be used with the following models:

- * VC-W1-2DR-2418GR
- * VC-W1-2DR-2418WH
- * VC-W1-2DR-3218GR
- * VC-W1-2DR-3218WH
- * VC-W1-2DR-3618GR
- * VC-W1-2DR-3618WH



VC-W1-2DR-3218WH
White ~ 32 x 18 x 21

VC-SW1-WH
White ~ Side
Bathroom Cabinet
14 x 11 x 62



VC-W1-2DR-2418GR
Gray ~ 24 x 18 x 21



VC-W1-2DR-3618WH
White ~ 36 x 18 x 21



VC-W1-2DR-2418WH
White ~ 24 x 18 x 21



VC-W1-2DR-3218GR
Gray ~ 32 x 18 x 21



VC-W1-2DR-3618GR
Gray ~ 36 x 18 x 21



VC-SW1-GR
Gray ~ Side
Bathroom Cabinet
14 x 11 x 62

MEDICINE CABINETS



WCM2026
Medicine Cabinet
20 x 5 1/4 x 26



WCM3631
Medicine Cabinet
36 x 5 1/4 x 31

MIRRORS



M-24-BK
Black ~ 24 x 31 1/2 x 3/4



M-24-ES
Espresso ~ 24 x 31 1/2 x 3/4



M-24-GR
Gray ~ 24 x 31 1/2 x 3/4



M-30-BK
Black ~ 29 1/2 x 31 1/2 x 3/4



M-24-WH
White ~ 24 x 31 1/2 x 3/4



M-30-GR
Gray ~ 29 1/2 x 31 1/2 x 3/4



M-30-ES
Espresso ~ 29 1/2 x 31 1/2 x 3/4



M-30-WH
White ~ 29 1/2 x 31 1/2 x 3/4

FAUCETS AND ACCESSORIES



MODEL B480BN
Brushed nickel



MODEL B486SPC
Polished Chrome



MODEL B484SPC
Polished Chrome



MODEL BHR01-4PC
Polished Chrome



MODEL B501PC
Polished Chrome



MODEL B500BN
Brushed nickel




MODEL B504PC
Polished Chrome

See the entire faucet and accessories line visit www.lenovasinks.com.



WCM2430
Medicine Cabinet ~ 24 x 5 1/4 x 30



Lenova also offers quality kitchen and bath sinks, faucets, showers and bath accessories.

VISIT [LENOVASINKS.COM](http://lenovasinks.com) TO SEE OUR FULL PRODUCT LINE

LENOVA CUSTOMER SERVICE

877-733-1098 Toll Free
(USA + Canada)

HOURS OF OPERATION

8:00 AM to 5:00 PM
Monday to Friday
(Central Standard Time)

LENOVA ORDERING GUIDE

Email Orders to:
order@lenovasinks.com

CONSUMER QUESTIONS

info@lenovasinks.com

RETURN ITEMS

Items with a Return Goods Authorization (RGA)*
number can be sent to:

Lenova, Inc.
Attn: RGA
4580 Roosevelt Rd.
Hillside, IL 60162
or email: rga@lenovasinks.com

**To obtain an RGA# please email: rga@lenovasinks.com*

LENOVA®

DESIGN INSPIRED BY FUNCTION

4580 Roosevelt Rd. | Hillside, IL 60162

PH: 877-733-1098 | FX: 708.234.1351 | email: order@lenovasinks.com |

www.LenovaSinks.com LENVANITYCAT2018